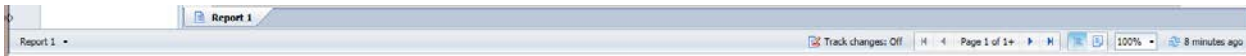


PAGING THROUGH A REPORT IN WEB-I


There are two methods of paging through your Web-I reports. Once your report appears on the screen, notice this bar at the bottom of the page:



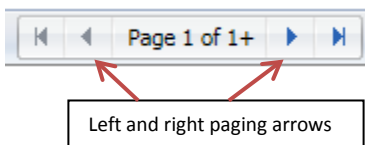
The first method, 'Quick Display mode', allows you to scroll through the report using your cursor, the scroll bar, the arrow keys, or the Home/End keys.



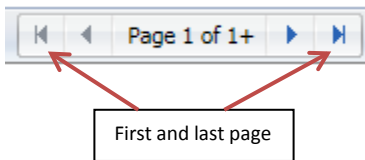
The second method is called 'Page mode' which allows you to view the report as pages.



You can page through the report by clicking on the left/right arrows...



Go to the first or last page of the report...



Select a page number by typing it in the page box. In this example, page 5 would be displayed:

